

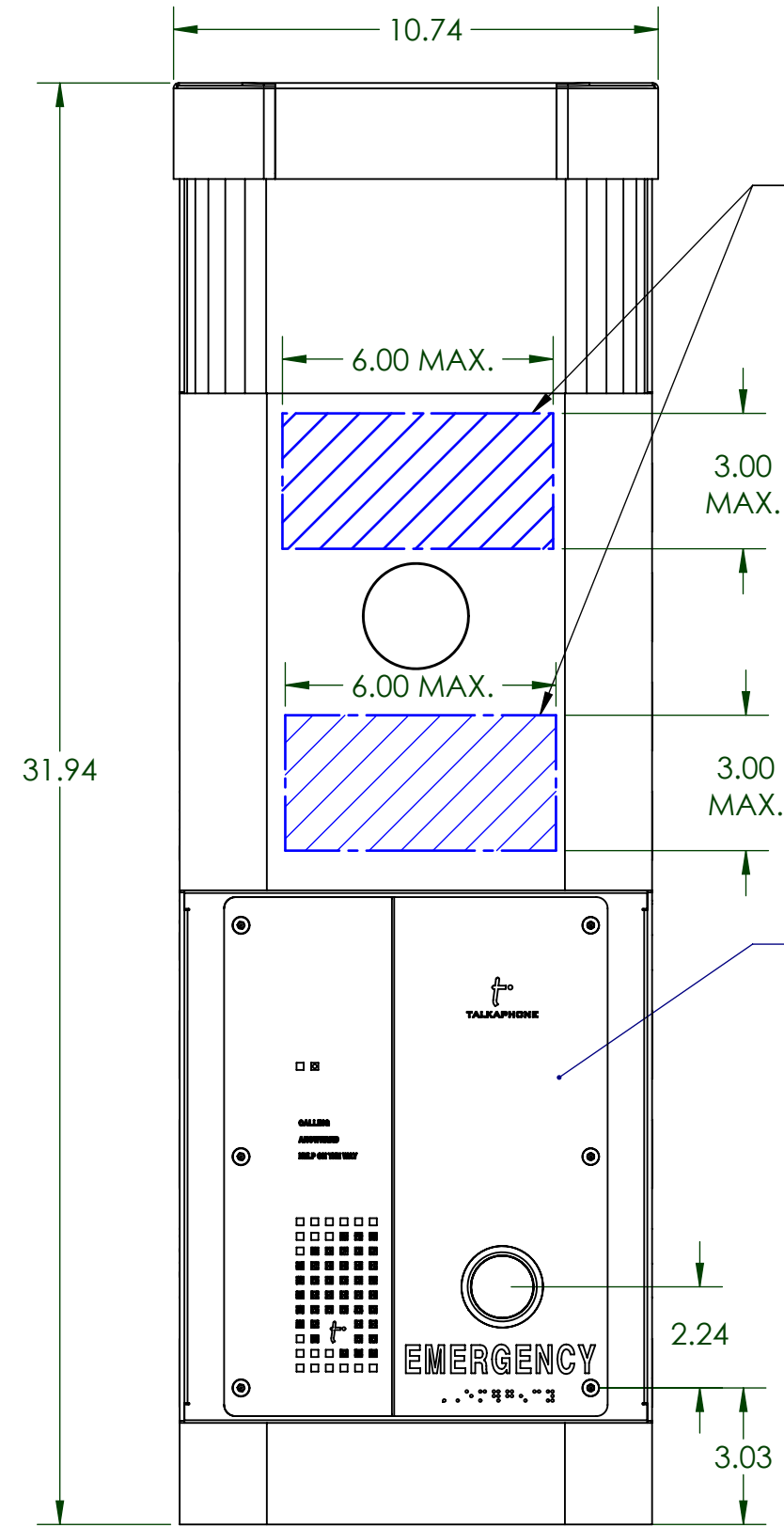
| REV. | DESCRIPTION | DATE | APPROVED |
|------|-------------------------------------|------------|----------|
| 2.0 | ROLLED BACK 2-HOLE KNOCKOUT PATTERN | 3/5/2019 | M OBAL |
| 1.1 | REMOVED ACCESS PANEL FROM REAR | 6/12/2018 | M OBAL |
| 1.0 | PRELIMINARY RELEASE | 11/10/2017 | M OBAL |

| REVISIONS | | |
|------------------|------------|--|
| NAME | DATE | |
| DRAWN: M OBAL | 11/10/2017 | |
| CHECKED: K PATEL | 03/25/2019 | |
| ENG APPR. | | |
| MFG APPR. | | |
| Q.A. | | |
| COMMENTS: | | |

| | | | |
|--|-------------|---------------|--------------|
| <p>TALKAPHONE TALK-A-PHONE, LLC 7530 N. NATCHEZ AVE., NILES, IL 60714 WWW.TALKAPHONE.COM</p> | | | |
| SIZE | PART NO. | ETP-WM-OP2 | REV |
| C | DWG. TITLE: | ETP-WM SERIES | 2.0 |
| SCALE: 1:8 | WEIGHT: | | SHEET 1 OF 2 |

FINISH

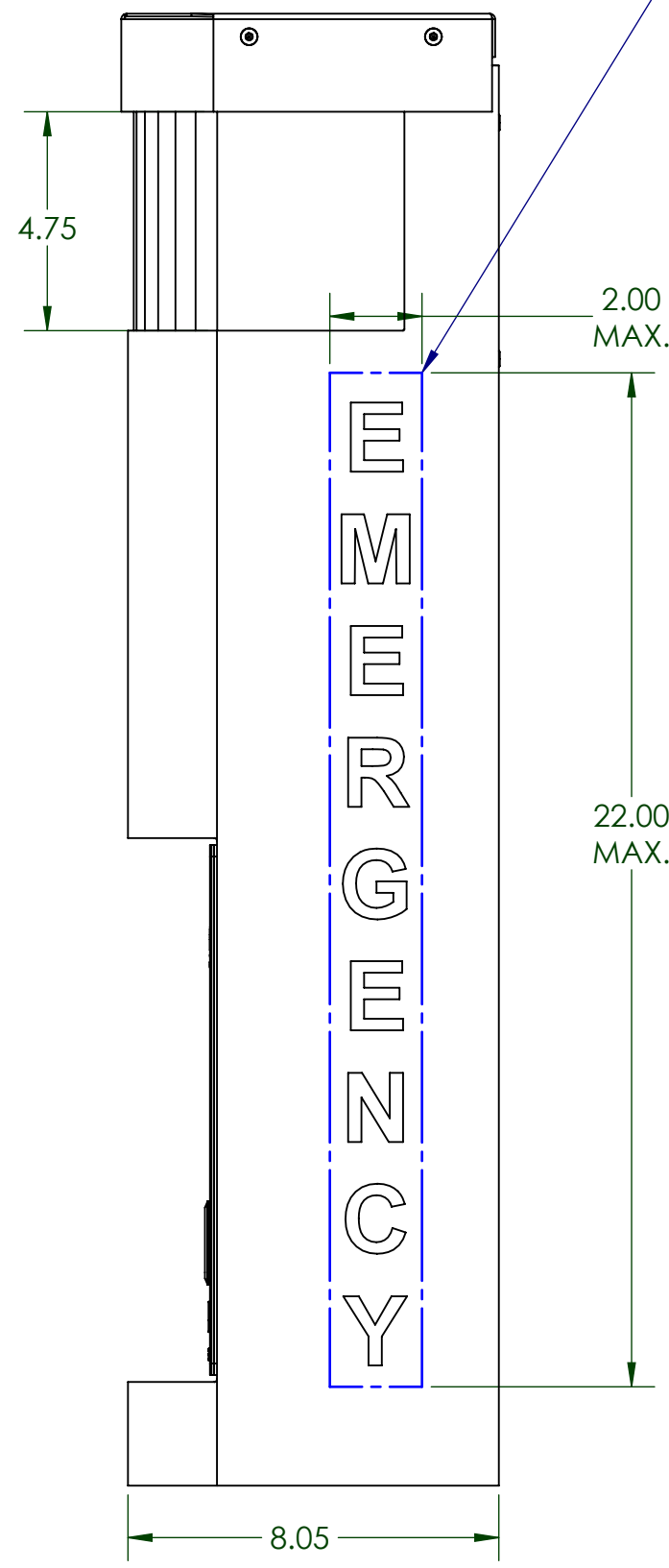
PROPRIETARY AND CONFIDENTIAL
THE INFORMATION CONTAINED IN THIS DRAWING IS THE SOLE PROPERTY OF TALK-A-PHONE, LLC. ANY REPRODUCTION IN PART OR AS A WHOLE WITHOUT THE WRITTEN PERMISSION OF TALK-A-PHONE, LLC IS PROHIBITED.



OPTIONAL SIGNAGE:
AVAILABLE AREA FOR
CUSTOM GRAPHICS
(NON-REFLECTIVE)
AND/OR VERBIAGE
(REFLECTIVE).

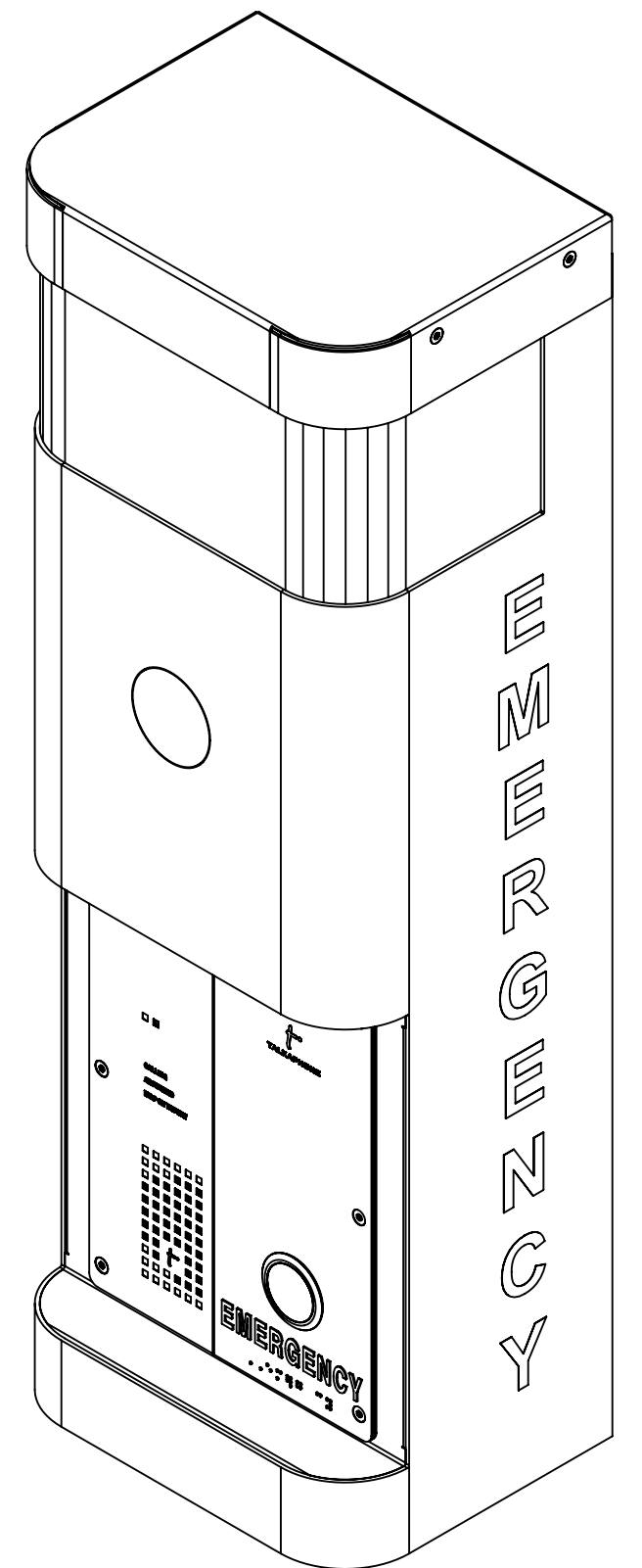
CALL STATION MODEL:
VOIP-600E
[SHOWN FOR
ILLUSTRATIVE PURPOSES]

FRONT VIEW



STANDARD SIGNAGE:
SIGNAGE ON TWO SIDES:
2" HIGH REFLECTIVE RED "EMERGENCY"
LETTERING WITH WIDE ANGLE
VISIBILITY IS STANDARD
ALSO AVAILABLE WITH
"ASSISTANCE", "INFORMATION",
OR CUSTOM LETTERING AND COLORS.

SIDE VIEW



| | NAME | DATE |
|-----------|---------|------------|
| DRAWN | M OBAL | 11/10/2017 |
| CHECKED | K PATEL | 03/25/2019 |
| ENG APPR. | | |
| MFG APPR. | | |
| Q.A. | | |

t.
TALKAPHONE
TALK-A-PHONE, LLC
7530 N. NATCHEZ AVE., NILES, IL 60714
WWW.TALKAPHONE.COM

FINISH

PROPRIETARY AND CONFIDENTIAL
THE INFORMATION CONTAINED IN THIS
DRAWING IS THE SOLE PROPERTY OF
TALK-A-PHONE, LLC. ANY
REPRODUCTION IN PART OR AS A WHOLE
WITHOUT THE WRITTEN PERMISSION OF
TALK-A-PHONE, LLC IS PROHIBITED.

| | | | | | |
|-----------|------|-------------|---------------|------------|--------------|
| DWG. NO. | SIZE | PART NO. | ETP-WM-OP2 | REV | 2.0 |
| COMMENTS: | C | DWG. TITLE: | ETP-WM SERIES | SCALE: 1:8 | WEIGHT: |
| | | | | | SHEET 2 OF 2 |